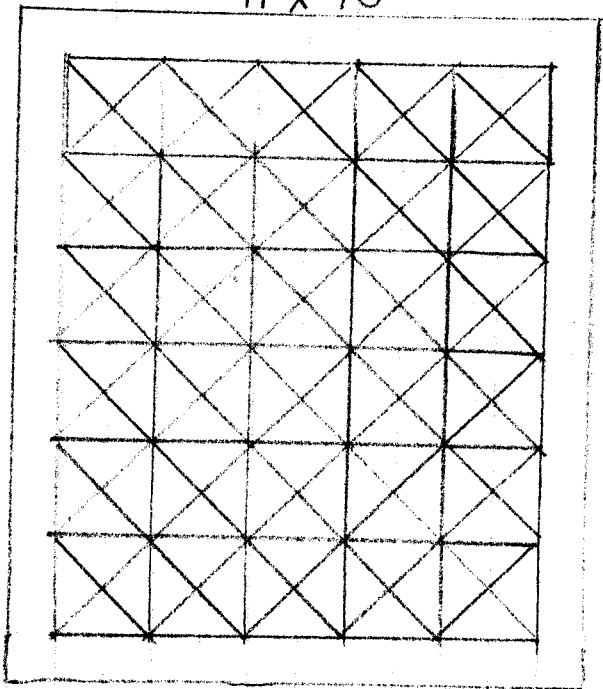




# Hour Glass Quilt

41 x 48



60 six inch squares

30 Blocks - trim to  $7\frac{1}{2}$ " finished sewn 7"  
Borders cut  $3\frac{1}{2}$ " finished sewn 3"

1. Blocks made from eight 6" squares sewn into 2 sets of four patch squares.
2. Sew the two 4 patch squares right sides together  $\frac{1}{4}$ " seam all around the outside edges. 
3. Rotary cut diagonally corner to corner twice - cuts look like an X 
4. Press open the 4 hour glass blocks. Trim to  $7\frac{1}{2}$ "
5. Add borders or shashing or make every other block a solid.